

**HSBC ETFs PLC**

# HSBC HANG SENG TECH UCITS ETF

Marketing communication | Monthly report March 31 2025 | HSTC LN | HKD



## Investment objective

The investment objective of the Fund is to replicate the performance of the Hang Seng TECH Index (the "Index"), while minimising as far as possible the tracking error between the Fund's performance and that of the Index.

The Index aims to measure the performance of the 30 largest technology companies in Hong Kong that satisfy the eligibility criteria as defined by the Index Provider and detailed in the "Index Description" section of the Supplement.



## Investment strategy

The Index is made up of the 30 largest technology companies in Hong Kong SAR, as defined by the Index provider. The Fund will be passively managed and will aim to invest in the shares of the companies in generally the same proportion as in the Index. However, there may be circumstances when it is not possible or practical for the Fund to invest in all constituents of the Index. It may also invest in companies outside the Index, but which are expected to provide similar performance and risk characteristics to certain Index constituents. If the Fund cannot invest directly in the companies that constitute the Index, it may gain exposure by using other investments such as depositary receipts, derivatives or funds. The Fund may invest in money market instruments. The Fund may invest up to 10% in other funds, including HSBC funds. The Fund may invest up to 35% in securities from a single issuer during exceptional market conditions. The Fund may invest up to 10% in total return swaps and contracts for difference. See the Prospectus for a full description of the investment objectives and derivative usage.



## Main risks

- The Fund's unit value can go up as well as down, and any capital invested in the Fund may be at risk.
- The value of investible securities can change over time due to a wide variety of factors, including but not limited to: political and economic news, government policy, changes in demographics, cultures and populations, natural or human-caused disasters etc.
- The Fund may invest in Emerging Markets, these markets are less established, and often more volatile, than developed markets and involve higher risks, particularly market, liquidity and currency risks.

### Fund facts

Fund manager	HSBC Global Asset Management (UK) Limited
Custodian	HSBC Continental Europe
Fund administrator	HSBC Securities Services (Ireland) DAC

### Share class details

Key metrics	
NAV per share	<b>HKD 58.41</b>
Performance 1 month	<b>-3.10%</b>
Tracking error 3 years	<b>0.06%</b>
Fund facts	
UCITS V compliant	<b>Yes</b>
Dividend treatment	<b>Accumulating</b>
Dividend currency	<b>HKD</b>
Fund base currency	<b>HKD</b>
Currency Hedged	<b>Not Hedged</b>
Share class base currency	<b>HKD</b>
Domicile	<b>Ireland</b>
Inception date	<b>December 9 2020</b>
Shares outstanding	<b>123,030,000</b>
Fund size	<b>HKD 7,334,911,911</b>
Reference benchmark	<b>100% Hang Seng TECH Index</b>
Replication method	<b>Physical- Full</b>
SIPP eligible	<b>Yes</b>
Issuer	<b>HSBC ETFs PLC</b>
Fiscal year end	<b>Dec</b>
Fees and expenses	
Ongoing charge figure <sup>1</sup>	<b>0.500%</b>
Codes	
ISIN	<b>IE00BMWXKN31</b>

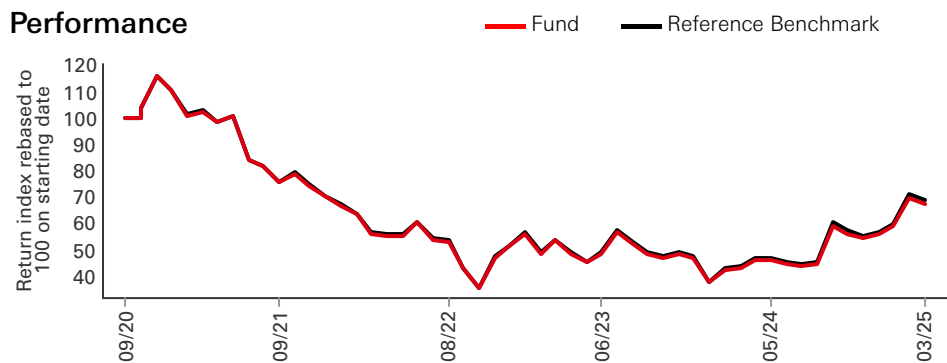
<sup>1</sup>Ongoing Charges Figure is based on expenses over a year. The figure includes annual management charge but not the transaction costs. Such figures may vary from time to time.

**Past performance does not predict future returns. The figures are calculated in the share class base currency, dividend reinvested, net of fees.**

**This is a marketing communication. Please refer to the prospectus and to the KID before making any final investment decisions.**

**Source: HSBC Asset Management, data as at March 31 2025**

## Performance



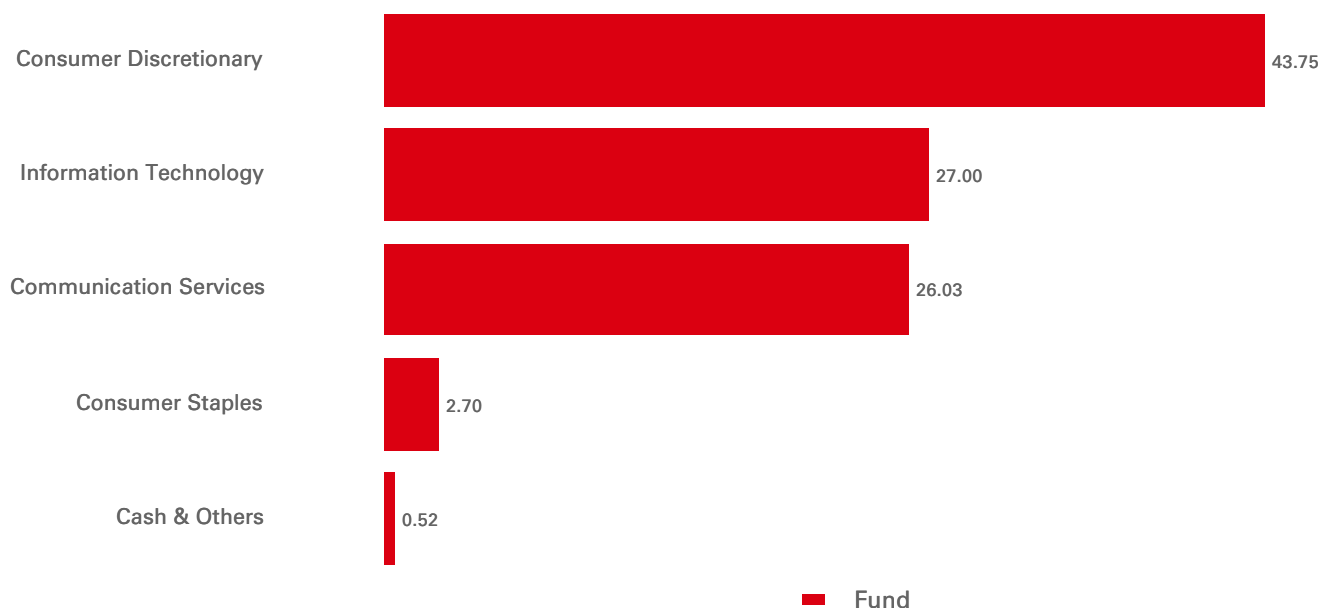
Performance (%)	YTD	1 month	3 months	6 months	1 year	3 years ann	5 years ann	Since inception ann
<b>Fund</b>	<b>20.71</b>	<b>-3.10</b>	<b>20.71</b>	<b>13.40</b>	<b>55.96</b>	<b>6.14</b>	--	<b>-8.86</b>
Reference Benchmark	20.82	-3.05	20.82	13.67	56.69	6.62	--	-8.43
Tracking difference	-0.11	-0.05	-0.11	-0.27	-0.73	-0.48	--	-0.44
Tracking error	--	--	--	--	0.07	0.06	--	0.07

Rolling performance (%)	03/31/24-03/31/25	03/31/23-03/31/24	03/31/22-03/31/23	03/31/21-03/31/22	03/31/20-03/31/21
<b>Fund</b>	<b>55.96</b>	<b>-19.04</b>	<b>-5.29</b>	<b>-44.41</b>	--
Reference Benchmark	56.69	-18.66	-4.90	-44.11	--

Equity characteristics	Fund	Reference Benchmark
No. of holdings ex cash	30	30
Average market cap (HKD Mil)	896,125	895,671
Price/earning ratio	20.08	20.09

Benchmark information	
Index name	100% Hang Seng TECH Index
Index currency	HKD
Benchmark type	Net Return
Index Rebalancing Frequency	Quarterly
TR Index Bloomberg Ticker	HSTECHN
TR Index Reuters RIC	.HSTECHN

## Sector allocation (%)



Top 10 holdings	Sector	Weight (%)
Tencent Holdings Ltd	Communication Services	8.25
Alibaba Group Holding Ltd	Consumer Discretionary	8.21
JD.com Inc	Consumer Discretionary	8.19
Xiaomi Corp	Information Technology	7.94
Meituan	Consumer Discretionary	7.88
SMIC	Information Technology	7.30
Kuaishou Technology	Communication Services	6.55
Li Auto Inc	Consumer Discretionary	5.47
XPeng Inc	Consumer Discretionary	5.10
NetEase Inc	Communication Services	4.36

Exchange name	Listing date	Trading currency	Trading hours	Bloomberg ticker	Reuters RIC	iNAV Bloomberg	iNAV Reuters
--		--	#N/A	HSTCHKD ID	--	HSTUHKIV	HSTUHKDINAV =SOLA
LONDON STOCK EXCHANGE	Dec 10 2020	USD	08:00 - 16:30	HSTE LN	HSTE.L	HSTUSDIV	HSTEUSDINAV =SOLA
LONDON STOCK EXCHANGE	Dec 10 2020	GBP	08:00 - 16:30	HSTC LN	HSTC.L	HSTCGBIV	HSTCGBPINAV =SOLA
NYSE EURONEXT - EURONEXT PARIS	Dec 14 2020	EUR	09:00 - 17:30	HSTE FP	HSTE.PA	H4ZXEUIV	H4ZXEURINAV =SOLA
SIX SWISS EXCHANGE	Dec 17 2020	USD	09:00 - 17:30	HSTE SW	HSTE.S	HSTUSDIV	HSTEUSDINAV =SOLA
DEUTSCHE BOERSE AG-XETRA	Dec 14 2020	EUR	09:00 - 17:30	H4ZX GY	H4ZX.DE	H4ZXEUIV	H4ZXEURINAV =SOLA
BORSA ITALIANA SPA	Jan 08 2021	EUR	09:00 - 17:35	HSTE IM	HSTE.MI	H4ZXEUIV	H4ZXEURINAV =SOLA
BOLSA INSTITUCIONAL DE VALORES	Nov 03 2021	MXN	08.25 - 15:00	HSTEN MM	HSTE.BIV	--	--

## Risk disclosures


- The Fund may be concentrated in a limited number of securities, economic sectors and/or countries and as a result, may be more volatile and have a greater risk of loss than more broadly diversified funds.
- To the extent that the Fund seeks to replicate index performance by holding individual securities, there is no guarantee that its composition or performance will exactly match that of the target index at any given time ("tracking error").
- Derivatives may be used by the Fund, and these can behave unexpectedly. The pricing and volatility of many derivatives may diverge from strictly reflecting the pricing or volatility of their underlying reference(s), instrument or asset.
- Investment Leverage occurs when the economic exposure is greater than the amount invested, such as when derivatives are used. A Fund that employs leverage may experience greater gains and/or losses due to the amplification effect from a movement in the price of the reference source.
- Where overseas investments are held the rate of currency exchange may cause the value of such investments to go down as well as up.
- Further information on the potential risks can be found in the Key Information Document (KID) and/or the Prospectus or Offering Memorandum.

## Index disclaimer

The mark and name "Hang Seng TECH Index" is proprietary to Hang Seng Data Services Limited ("HSDS") which has licensed its compilation and publication to Hang Seng Indexes Company Limited ("HSIL"). HSIL and HSDS have agreed to the use of, and reference to, the Hang Seng TECH Index by HSBC Global Asset Management ("the Issuer") in connection with HSBC ETFs PLC - HSBC Hang Seng Tech UCITS ETF (the "Product"). However, neither HSIL nor HSDS warrants, represents or guarantees to any person the accuracy or completeness of the Hang Seng TECH Index, its computation or any information related thereto and no warranty, representation or guarantee of any kind whatsoever relating to the Hang Seng TECH Index is given or may be implied. Neither HSIL nor HSDS accepts any responsibility or liability for any economic or other loss which may be directly or indirectly sustained by any person as a result of or in connection with the use of and/or reference to the Hang Seng TECH Index by the Issuer in connection with the Product, or any inaccuracies, omissions or errors of HSIL in computing the Hang Seng TECH Index. Any person dealing with the Product shall place no reliance whatsoever on HSIL and/or HSDS nor bring any claims or legal proceedings against HSIL and/or HSDS in any manner whatsoever. For the avoidance of doubt, this disclaimer does not create any contractual or quasi-contractual relationship between any broker or other person dealing with the Product and HSIL and/or HSDS and must not be construed to have created such relationship.

Source: HSBC Asset Management, data as at March 31 2025

Follow us on:

 HSBC Asset Management

### Glossary



[www.assetmanagement.hsbc.co.uk/en/api/v1/download/document/gb00b80qg615/gb/en/glossary](https://www.assetmanagement.hsbc.co.uk/en/api/v1/download/document/gb00b80qg615/gb/en/glossary)

## Important information

The material contained herein is for marketing purposes and is for your information only. This document is not contractually binding nor are we required to provide this to you by any legislative provision. It does not constitute legal, tax or investment advice or a recommendation to any reader of this material to buy or sell investments. You must not, therefore, rely on the content of this document when making any investment decisions.

This document was prepared by HSBC Global Asset Management (UK) Limited, a company incorporated, regulated and supervised in the United Kingdom. The ETFs referred to in this document are governed by laws other than Mexico, which may affect the rights that investors have with respect to the funds.

The material contained herein is for information only and does not constitute legal, tax or investment advice or a recommendation to any reader of this material to buy or sell investments. You must not, therefore, rely on the content of this material when making any investment decisions.

This material is not intended for distribution to or use by any person or entity in any jurisdiction or country where such distribution or use would be contrary to law or regulation. This material is not and should not be construed as an offer to sell or the solicitation of an offer to purchase or subscribe to any investment.

Any views expressed were held at the time of preparation and are subject to change without notice. While any forecast, projection or target where provided is indicative only and not guaranteed in any way. HSBC Global Asset Management (UK) Limited accepts no liability for any failure to meet such forecast, projection or target.

The fund is a sub-fund of HSBC ETFs plc ("the Company"), an investment company with variable capital and segregated liability between sub-funds, incorporated in Ireland as a public limited company, and is authorised by the Central Bank of Ireland. The company is constituted as an umbrella fund, with segregated liability between sub-funds. Shares purchased on the secondary market cannot usually be sold directly back to the Company. Investors must buy and sell shares on the secondary market with the assistance of an intermediary (e.g. a stockbroker) and may incur fees for doing so. In addition, investors may pay more than the current Net Asset Value per share when buying shares and may receive less than the current Net Asset Value per Share when selling them. Affiliated companies of HSBC Global Asset Management (UK) Limited may make markets in HSBC ETFs plc. UK based investors are advised they may not be afforded some of the protections conveyed by the Financial Services and Markets Act (2000), (the Act). The Company is recognised in the UK by the Financial Conduct Authority under section 264 of the Act. The shares in the company have not been and will not be offered for sale or sold in the United States of America, its territories or possessions and all areas subject to its jurisdiction, or to United States Persons. All applications are made on the basis of the Prospectus, Key Investor Information Document (KIID), Supplementary Information Document (SID) and Fund supplement, and most recent annual and semi-annual reports, which can be obtained upon request free of charge from HSBC Asset Management; from a stockbroker or financial adviser or from our website (see below). Investors and potential investors should read and note the risk warnings in the prospectus, relevant KIID and Fund supplement (where available) and additionally, in the case of retail clients, the information contained in the supporting SID.

To help improve our service and in the interests of security we may record and/or monitor your communication with us. HSBC Global Asset Management (UK) Limited provides information to Institutions, Professional Advisers and their clients on the investment products and services of the HSBC Group.

Approved for issue in the UK by HSBC Global Asset Management (UK) Limited, who are authorised and regulated by the Financial Conduct Authority. [www.assetmanagement.hsbc.com/uk](http://www.assetmanagement.hsbc.com/uk)

Copyright © HSBC Global Asset Management (UK) Limited 2025. All rights reserved.

Further Information can be found in the prospectus and in our Key Investor Information Documents published in our Fund Centre at [www.assetmanagement.hsbc.com/uk](http://www.assetmanagement.hsbc.com/uk)

The fund is a sub-fund of HSBC ETFs plc ("the Company"), an investment company with variable capital and segregated liability between sub-funds, incorporated in Ireland as a public limited company, and is authorised by the Central Bank of Ireland. The company is constituted as an umbrella fund, with segregated liability between sub-funds. Shares purchased on the secondary market cannot usually be sold directly back to the Company. Investors must buy and sell shares on the secondary market with the assistance of an intermediary (e.g. a stockbroker) and may incur fees for doing so. In addition, investors may pay more than the current Net Asset Value per share when buying shares and may receive less than the current Net Asset Value per Share when selling them. Affiliated companies of HSBC Global Asset Management (UK) Limited may make markets in HSBC ETFs plc. UK based investors are advised they may not be afforded some of the protections conveyed by the Financial Services and Markets Act (2000), (the Act). The Company is recognised in the UK by the Financial Conduct Authority under section 264 of the Act. The shares in the company have not been and will not be offered for sale or sold in the United States of America, its territories or possessions and all areas subject to its jurisdiction, or to United States Persons. All applications are made on the basis of the Prospectus, Key Investor Information Document (KIID), Supplementary Information Document (SID) and Fund supplement, and most recent annual and semi-annual reports, which can be obtained upon request free of charge from HSBC Global Asset Management (UK) Limited, 8 Canada Square, Canary Wharf, London E14 5HQ UK; from a stockbroker or financial adviser or from our website (see below). Investors and potential investors should read and note the risk warnings in the prospectus, relevant KIID and Fund supplement (where available) and additionally, in the case of retail clients, the information contained in the supporting SID.